



# CAL Advantage Unit Trust

Regulated by



**CalAsset**  
Management

# CAL Advantage Unit Trust

Report and Financial Statements  
For the year ended December 31, 2023



# Inside This Report

Notice Of Annual General Meeting	4-5
Trust Information	7
Chairman's Remarks	8
Report Of The Directors Of The Fund Manager	9-10
Independent Auditor's Report	12-13
Report Of The Portfolio Manager	14-17
Report Of The Trustees	18
Financial Statements	19-25
Notes To The Financial Statements	26-38
Proxy Form	39



## CAL Advantage Unit Trust

# NOTICE OF ANNUAL GENERAL MEETING

Notice is hereby given that the 1st Annual General Meeting of the Unit Holders of CAL ADVANTAGE UNIT TRUST will be held virtually via Zoom on Wednesday July 31, 2024, at 11:30 am to transact the following businesses:

### AGENDA

#### ORDINARY BUSINESS:

1. To receive the Report of the Fund Manager for the Year ended December 31, 2023.
2. To receive and adopt the Audited Financial Statements together with the reports of the Trustees and Auditor for the year ended December 31, 2023.
3. To authorize the Fund Manager to fix the remuneration of the Auditor for the year ending December 31, 2024.

#### SPECIAL BUSINESS:

4. To amend the Scheme Particulars to enable the Fund Manager to invest up to 60% of the Assets Under Management in Offshore investments including Sovereign Debt Securities, Supranational Debt Securities, Money Market Securities, and Collective Investment Schemes.
5. To change the name of the Unit Trust from CAL Advantage Unit Trust to CAL Advantage Balanced Unit Trust.

#### NOTES:

1. The attendance and participation by the majority of Unit Holders and/or their proxies to the AGM shall be strictly virtual (i.e. by online participation).
2. A member entitled to attend and vote at the annual general meeting may appoint a proxy to attend (via on line participation) and vote on his/her behalf.
3. A copy of the PROXY FORM can be downloaded from: <https://www.calassetmanagement.net/> and may be completed and sent via email to [gh.trustee@gtbank.com](mailto:gh.trustee@gtbank.com), or deposited at the registered office of GT Bank Ghana, 25A Castle Road, Ambassadorial Area, Accra, Ghana, to arrive no later than 10:00 AM on Monday, July 29, 2024.
4. The appointment of the proxy will not prevent a Unit Holder from subsequently attending and voting at the meeting (via online participation).
5. An electronic version of the Unit Trust's Annual Report consisting of the Financial Statement, Fund Manager, Trustees' and Auditor's Reports for the year ended December 31, 2023, may be accessed at the company's dedicated AGM website at <https://www.calassetmanagement.net/>.
6. Unit Holders are also encouraged to send in any questions in advance of the AGM by mailing them to [gh.trustee@gtbank.com](mailto:gh.trustee@gtbank.com). Answers to the questions will be provided at the AGM.

#### Accessing and Voting at the Virtual AGM

7. To access and vote at the Virtual AGM, a unique token number will be sent to Unit Holders by email and/or SMS from CAL Asset Management to give access to the meeting. Unit Holders who do not receive this token can contact our client care team on: [calassetmanagement@calbank.net](mailto:calassetmanagement@calbank.net) or call 057 476 9204 to be sent the unique token any time before the date of the AGM.
8. To gain access to the Virtual AGM, Unit Holders must visit <https://www.calassetmanagement.net/> and input their unique token number on the portal to join in and vote electronically during the meeting.
9. Further assistance on accessing the meeting and voting electronically can be found on <https://www.calassetmanagement.net/>.

Dated June 20, 2024  
BY ORDER OF THE FUND MANAGER

Lawfields Consulting  
Secretary



# **CAL Benefit Unit Trust**

## **Goodbye to living on edge**

**Secure your future today by making  
a bold investment move!**

### **Contact Us:**

- [calassetmanagement@calbank.net](mailto:calassetmanagement@calbank.net)
- 0501678606 /0574769204
- [www.calassetmanagement.net](http://www.calassetmanagement.net)

**f @ v o i n s @calassetmgt**

Regulated by



**CalAsset**  
Management

# Trust Information

## **Directors of the Fund Manager**

Joseph Ofori Teiko  
James Elijah Donkoh  
Mohammed Yakubu  
Charles Ofori-Acquah  
Joejo Wodow-Hammond  
Ken Tshribi

## **Fund Manager**

CAL Asset Management Company Ltd  
23 Independence Avenue  
6th Floor, CalBank Towers  
P.O. Box 14596  
Accra, Ghana

## **Trustees**

GT Bank Ghana  
25A, Castle Road  
Ambassadorial Area  
Accra, Ghana

## **Solicitors**

Lawfields Consulting  
799/3, 5th Crescent Asylum Down  
P.O. Box CT 244  
Accra, Ghana

## **Auditors**

John Kay and Co. Chartered Accountants  
7th Floor, Trust Towers  
Farrar Avenue, Adabraka  
P.O. Box 16088  
Airport, Accra

## **Bankers**

CalBank PLC  
23 Independence Avenue  
P.O. Box AN 14596  
Accra, Ghana

GT Bank Ghana  
25A, Castle Road  
Ambassadorial Area  
Accra, Ghana

CAL Advantage Unit Trust

# Chairman's Remarks at the CAL Advantage Unit Trust Annual General Meeting (AGM)

Ladies and gentlemen, good morning!

I am delighted to welcome you all to the Annual General Meeting of the CAL Advantage Unit Trust. Your presence and participation in this event are deeply appreciated. This is an opportunity to reflect on your unit trust's achievements and chart a new path for its continued success and growth.

This past year has been one of noteworthy progress for the CAL Advantage Unit Trust. Despite the challenges presented by the economic landscape in our country, your unit trust has demonstrated resilience and adaptability, delivering commendable performance and solid returns for our investors.

Our commitment to prudent investment strategies and rigorous risk management has allowed us to navigate the challenges and complexities of the economy and markets effectively. We have seen growth in our asset base, which is a testament to the confidence our investors place in us and the tireless work of our dedicated team.

As we look to the future, we remain focused on our mission to provide sustainable and competitive returns. We are constantly exploring innovative investment opportunities that align with the Trust's stated objectives and the evolving needs of our investors.

I would like to extend my sincere appreciation to the Board of Directors for their unwavering guidance, to our management team for their exceptional leadership, and to our staff for their dedication and hard work. Through our collective efforts, the CAL Advantage Unit Trust continues to thrive.

To our esteemed investors, I thank you for your continued partnership. Your engagement and feedback are invaluable to us as we strive to serve your interests better.

In closing, I am confident that the CAL Advantage Unit Trust is well-positioned for the future. We are committed to upholding the highest standards of governance and transparency, as we continue to build on our strengths and pursue prudent investment strategies and opportunities.

Thank you for your attention, and I look forward to a productive meeting and a prosperous year ahead.



CAL Advantage Unit Trust

# Report Of The Directors Of The Fund Manager

To members of CAL Advantage Unit Trust

The Board of Directors of CAL Asset Management Company LTD are pleased to present this annual report which includes the audited financial statements of the CAL Advantage Unit Trust for the year ended December 31, 2023.

## Going Concern

The Directors have assessed the Unit Trust's ability to continue as a going concern and have no reason to believe the Trust will not be a going concern. The Directors consider the state of affairs of the Trust to be satisfactory.

Therefore, the financial statements have been prepared on the going concern basis. The statement should be read in conjunction with the statement of the Manager and the Auditor's respective responsibilities in relation to the financial statements as set out on pages 12 and 13.

## Nature Of Business

The CAL Advantage Unit Trust is a Securities and Exchange Commission, Ghana (SEC) -licensed Unit Trust as defined by the Unit Trust and Mutual Fund Regulations, 2001 (L.I 1695). The Trust offers and redeems units to subscribers and from unit holders respectively on an ongoing basis. Units are sold and redeemed at a price computed in accordance with the terms of the scheme particulars.

## Investment Policy and Objectives

The CAL Advantage Unit Trust is an open-ended Unit Trust that invests primarily in fixed income and equity securities. The primary objective of the Trust is to generate medium to long-term value through systematic growth of investors' funds by investing in a well-diversified portfolio.

## Dividend Distribution Policy

The Trust reinvests all income earned to meet the objective of preserving and enhancing the wealth of unit holders.

## Approval of financial statements

The financial statements of the Unit Trust were approved by the Board of Directors on 30th April 2024 and signed on their behalf by the underlisted:

The results are summarized as follows:

**Total Investment as of December 31, 2023 is made up as follows:**


	2023 GH¢
Treasury Bills	3,042,693
Local Government and Statutory Agencies	279,320
Corporate Bonds	340,855
Fixed Deposits	743,487
Equity Investments	208,242
Cash and Cash equivalents	3,896
	<b><u>4,618,493</u></b>

Below are asset allocation percentages as at the year ended December 31, 2023.

	2023 %
Treasury Bills	65.88
Local Government and Statutory Agencies	6.05
Corporate Bonds	7.38
Fixed Deposits	16.10
Equity Investments	4.51
Cash and Cash equivalents	0.08



.....  
Director



.....  
Director





**With my CAL Benefit Unit Trust,  
Investing has never been easier!**

**Contact Us:**

- [calassetmanagement@calbank.net](mailto:calassetmanagement@calbank.net)
- 0501678606 /0574769204
- [www.calassetmanagement.net](http://www.calassetmanagement.net)

 @calassetmgt

Regulated by



**CalAsset**  
Management

# Independent Auditor's Report

To The Members of CAL Advantage Unit Trust



John Kay & Co.

7th Floor, Trust Towers  
Farrar Avenue, Adabraka  
P. O. Box K1 A 16088  
Airport, Accra

Tel: +233 302 235406  
+233 302 238370  
Fax: +233 302 238371  
Email: info@johnkay.net

## Opinion

We have audited the financial statements of Cal Advantage Unit Trust which comprise the statement of assets and liabilities as of December 31, 2023, the income and distribution account, and statement of movement in net assets and issued units for the year then ended, and notes to the financial statements, including a summary of significant accounting policies and explanatory notes as set out on pages 26 to 38.

In our opinion, the financial statements give a true and fair view of the financial position of Cal Advantage Unit Trust as at December 31, 2023 and of its financial performance and its cash flows for the year then ended and are in accordance with International Financial Reporting Standards and in the manner required by Unit Trust and Mutual Funds Regulations, 2001, (L.I. 1695) and the Companies Act, 2019 (Act 992).

## Basis for Opinion

We conducted our audit in accordance with the International Standards on Auditing (ISAs). Our responsibilities under those standards are further described in the Auditor's Responsibilities for the Audit of the Financial Statements section of our report.

We are independent of the Trust in accordance with the International Ethics Standards Board for Accountants' Code of Ethics for Professional Accountants (IESBA Code), and we have fulfilled our other ethical responsibilities in accordance with the IESBA Code. We believe that the audit evidence we have obtained is sufficient and appropriate to provide a basis for our opinion.

## Key Audit Matters

In accordance with ISAs, this part of our report is intended to describe the matters communicated with those charged with governance that we have determined, in our professional judgement, were most significant in the audit of the financial statements. We have determined that there are no matters to report under key audit matters.

## Other Information

The Directors are responsible for the other information. The other information comprises the information included in the annual report but does not include the financial statements and our auditor's report thereon. Our opinion on the financial statements does not cover the other information and we do not express any form of assurance conclusion thereon.

In connection with our audit of the financial statements, our responsibility is to read the other information and, in doing so, consider whether the other information is materially inconsistent with the financial statements, our knowledge obtained in the audit, or otherwise appears to be materially misstated. If based on the work we have performed, we conclude that there is a material misstatement of this other information, we are required to report that fact. We have nothing to report in this regard.

## Responsibilities of the Fund Manager for the Financial Statements

The Manager is responsible for the preparation and fair presentation of the financial statements in accordance with International Financial Reporting Standards, the requirements of the Companies Act, 2019 (Act 992) and the Unit Trust and Mutual Funds Regulations, 2001 (L.I. 1695) and for such internal control as the Manager determine is necessary to enable the preparation of consolidated and separate financial statements that are free from material misstatement, whether due to fraud or error.

In preparing the financial statements, the Fund Manager is responsible for assessing the Trust's ability to continue as a going concern, disclosing, as applicable, matters related to going concern and using the going concern basis of accounting unless the

Fund Manager either intends to liquidate the Trust or to cease operations, or has no realistic alternative but to do so. The Trustees are responsible for overseeing the Trusts financial reporting process.

### **Auditor's Responsibilities for the Audit of the Financial Statements**

Our objectives are to obtain reasonable assurance about whether the financial statements as a whole are free from material misstatement, whether due to fraud or error, and to issue an auditor's report that includes our opinion. Reasonable assurance is a high level of assurance but is not a guarantee that an audit conducted in accordance with International Standards on Auditing will always detect a material misstatement when it exists.

Misstatements can arise from fraud or error and are considered material if, individually or in aggregate, they could reasonably be expected to influence the economic decisions of users taken on the basis of these financial statements.

As part of an audit in accordance with International Standards on Auditing, we exercise professional judgement and maintain professional scepticism throughout the audit. We also:

- Identify and assess the risks of material misstatement of the financial statements, whether due to fraud or error, design and perform audit procedures responsive to those risks, and obtain audit evidence that is sufficient and appropriate to provide a basis for our opinion. The risk of not detecting a material misstatement resulting from fraud is higher than for one resulting from error, as fraud may involve collusion, forgery, intentional omissions, misrepresentations, or the override of internal control.
- Obtain an understanding of internal control relevant to the audit in order to design audit procedures that are appropriate in the circumstances, but not for the purpose of expressing an opinion on the effectiveness of the Trust's internal control.
- Evaluate the appropriateness of accounting policies used and the reasonableness of accounting estimates and related disclosures made by the Trustees.
- Conclude on the appropriateness of the Trustees' use of the going concern basis of accounting and, based on the audit evidence obtained, whether a material uncertainty exists related to events or conditions that may cast significant doubt on the Trust's ability to continue as a going concern. If we conclude that a material uncertainty exists, we are required to draw attention in our auditor's report to the related disclosures in the financial statements or, if such disclosures are inadequate, to modify our opinion. Our conclusions are based on the audit evidence obtained up to the date of our auditor's report. However, future events or conditions may cause the Trust to cease to continue as a going concern.
- Evaluate the overall presentation, structure, and content of the financial statements, including the disclosures, and whether the financial statements represent the underlying transactions and events in a manner that achieves fair presentation.

We communicate with the Trustees regarding, among other matters, the planned scope and timing of the audit and significant audit findings, including any significant deficiencies in internal control that we identify during our audit.

### **Report on Other Legal and Regulatory Requirements**

The Companies Act, 2019, (Act 992) requires that in carrying out our audit we consider and report to you on the following matters. We confirm that:

- We have obtained all the information and explanations which to the best of our knowledge and belief were necessary for the purpose of our audit.
- In our opinion proper books of accounts have been kept by the Trust, so far as appears from our examination of those books, and
- The Trust's Statement of Assets and Liabilities and Income and Distribution Account are in agreement with the books of accounts.

The engagement partner on the audit resulting in this Independent Auditor's Report is **Gilbert Adjetey Lomofio (ICAG/P/1417)**



.....  
Sign

For and on behalf of John Kay & Co. (ICAG/F/2024/128) Chartered Accountants  
Accra.

April 30, 2024

# CAL Advantage Unit Trust Report Of The Portfolio Manager

To members of CAL Advantage Unit Trust

## Introduction

The CAL Advantage Unit Trust is an authorised open-ended unit trust fund as defined in the Unit Trusts and Mutual Funds Regulations, 2001 (L.I. 1695). The Trust began operations in October 2022 and continuously offers units to new subscribers and redeems units from current unit holders. The primary objective of the Trust is to generate medium to long-term value through systematic growth of investors’ funds by investing in a diversified portfolio of fixed-income and equity securities.

## Economic Review

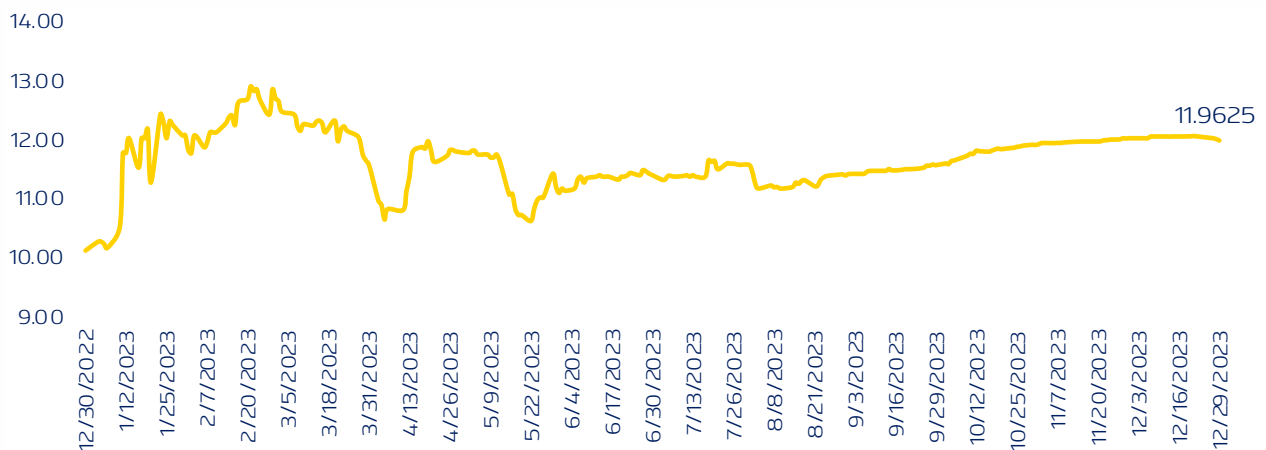
Global economic activity softened in 2023, influenced by tight monetary policies, restrictive financial conditions, and sluggish global trade growth, leading the Organization for Economic Co-operation and Development (OECD) to revise its global GDP growth projection downward to 2.9%. The global economy faced many headwinds including escalating geopolitical tensions, natural disasters, and a growing trend of deglobalization, trade protectionism, and fragmentation. Tight monetary conditions sparked fears of deteriorating financial conditions following the collapse of Silicon Valley Bank, Signature Bank, and First Republic Bank in the United States.

In Ghana, fiscal tightening and high inflation continued to weigh on output in 2023. Real GDP for FY 2023 was recorded at 2.9%, exceeding the growth target of 2.3%. Economic growth was bolstered by a robust Q4 2023 where GDP expanded by 3.8% y/y, driven by improved business and consumer sentiments and outperformance in the services and agricultural sectors.

## Currency Developments

On the currency front, the cedi witnessed considerable depreciation early in the year; however, post the IMF deal, the local currency held its ground on lower demand and improved liquidity. The Cedi ended the year with a depreciation rate of 15.57%, a notable improvement from the 40.3% rate of depreciation recorded in 2022.

Chart 1: Direction of USDGHS throughout 2023

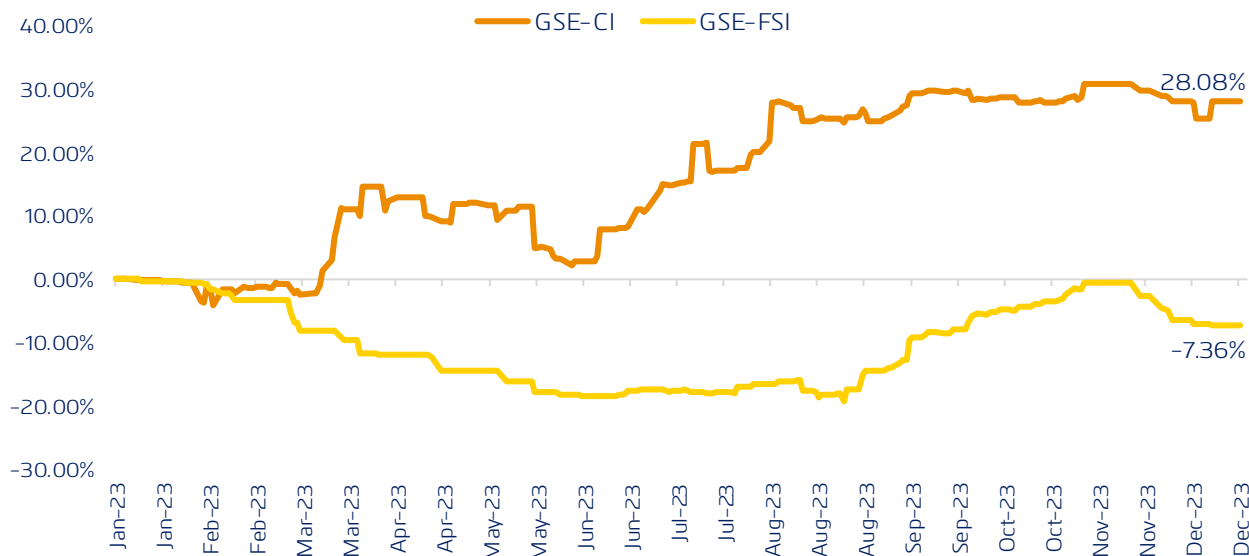


Source: Bloomberg

### Local Market Update

2023 marked a bullish year for Ghanaian equities, driven by renewed investor confidence in the local bourse. The prevailing theme driving the upswing throughout the year was the positive sentiment surrounding some consumer cyclicals, manufacturing, telecommunication, and selected financial stocks on the back of their impressive earnings results and prevalent attractive buying opportunities. This collective momentum pushed the main index higher. Market capitalization stood at GH¢73.89 billion at the close of the year. Consequently, the Ghana Stock Exchange Composite Index (GSE-CI) ended the year with a gain of 28.08%.

Chart 2: Performance Trend of the Ghanaian Equity Benchmark Indices for 2023



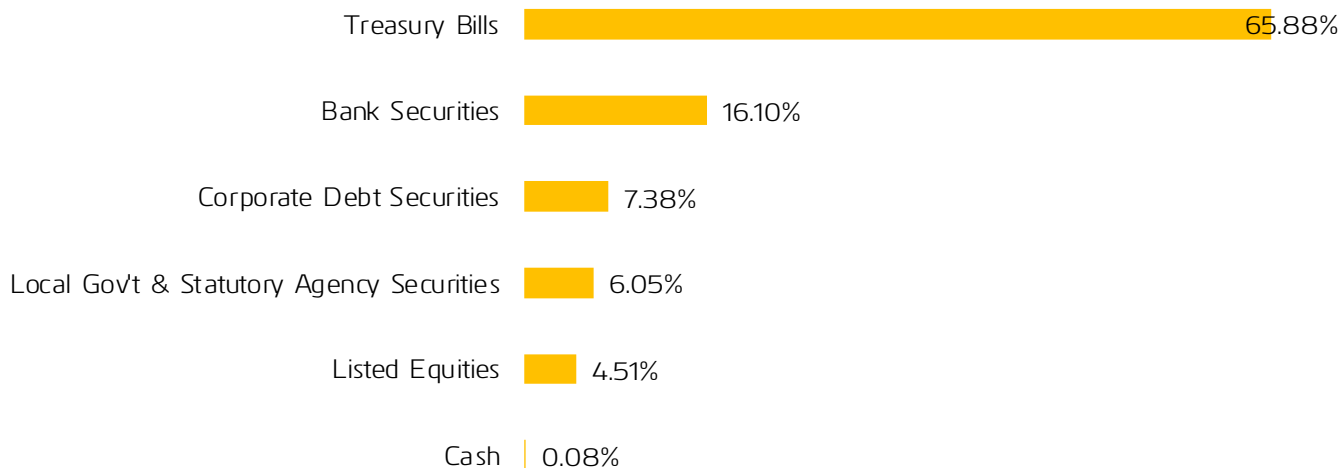
Source: Ghana Stock Exchange, CAL Asset Research

Yields on treasury bills ended the year at significantly lower levels than yields at the start of the year. However, yields sustained an upward trend over the last three quarters after sharp declines in March following an auction where the Treasury rejected all bids, to reduce its cost of funding. All told, the weighted average yield on the 91, 182, and 364-day bills declined by 612bps, 402bps, and 362bps respectively to settle at 29.24%, 31.88%, and 32.49% respectively.

### Portfolio Structure

The Trust’s Net Asset Value (NAV) grew by a robust 100.39% y/y to end the year at GHS4.45 million. Investment earnings and positive net cash flows supported strong growth in the Trust’s NAV. The Trust ended 2023 with about 71.93% in Government and Quasi-Government securities, 16.10% in bank repos and fixed deposits, 7.38% in corporate debt securities, and 4.51% in listed equities. Cash held for liquidity purposes made up 0.08% of NAV. The Trust has no exposure to the treasury bonds impaired by the domestic debt restructuring.

Chart 3: CAUT Asset Allocation as of December 31, 2023



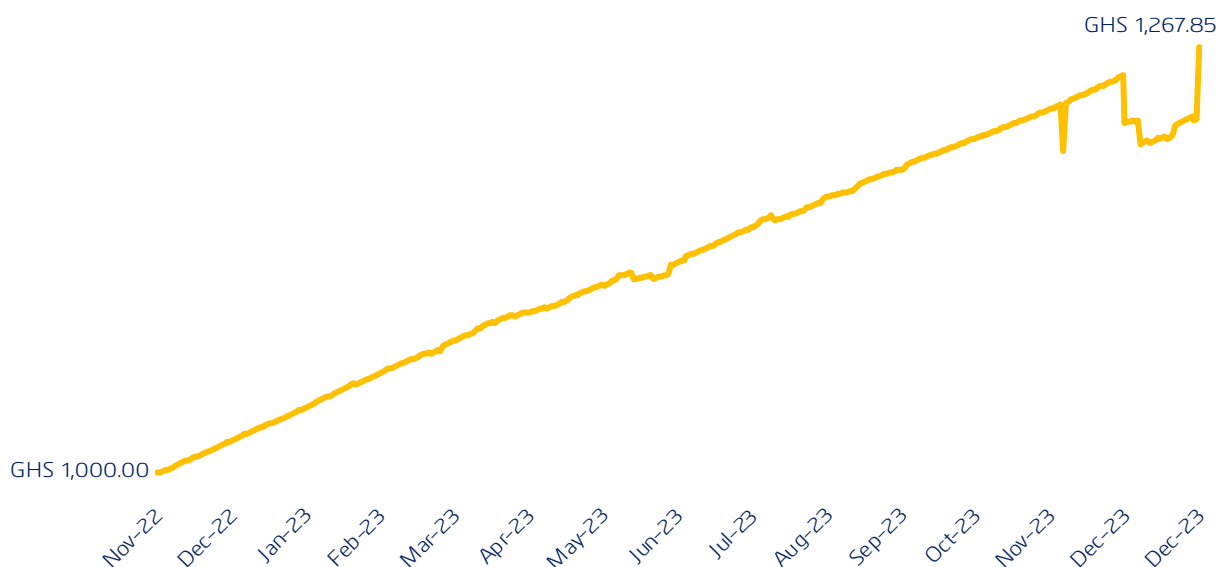
### Performance

The CAL Advantage Unit Trust posted a return of 22.22% in its first full year of operation, albeit lagging the benchmark (weighted average of the average 364-day treasury bill rate and the GSE Composite Index) return of 30.18%.

**Table 1: Cal Advantage Unit Trust 2023 Return vs Benchmark**

Year	Net Asset Value (GHS)	Fund Return (%)	Benchmark Return (%)
2023	4,446,413	22.22	30.18

**Chart 4: Growth of GHS1,000 Invested in the Trust Since Inception**



### Outlook and Strategy

Global growth is expected to be supported by a resilient U.S. economy and strong growth prospects in emerging markets such as Brazil, India, and Russia. At the same time, Asia is set to remain an engine for global growth while Sub-Saharan Africa (SSA) is expected to grow faster in 2024 than it did in 2023. Altogether, the IMF projects that global growth will come in at 3.2% in 2024, similar to estimates for 2023. Global inflation is anticipated to continue its slowdown in 2024 on favourable base effects and ease gradually towards central bank targets in most economies by 2025 as cost pressures moderate. Advanced economies are expected to return to their inflation targets sooner than emerging markets and developing economies.

The World Bank projects Ghana’s GDP growth to be modest at 2.8% in 2024. This is due to fiscal tightening, high inflation, and high interest rates limiting spending and investment. However, the IMF loan disbursements are expected to improve investor confidence, increase capital inflows, and support the Cedi, aiding economic growth. A slowdown in inflation may lead the Bank of Ghana’s Monetary Policy Committee (MPC) to cut rates, helping businesses invest and grow. Overall, Ghana’s economy is expected to grow by 2.5% to 3.0% in 2024, aligning with forecasts by the government and the World Bank.

Ghana’s inflation is expected to moderate further in 2024 on favourable base effects and a relatively stable currency. The third tranche (US\$360 million) of the US\$3 billion Extended Credit Facility (ECF) from the IMF and the remainder of the cocoa syndicated loan (US\$200 million), which is expected to be received in Q2-24, will improve FX liquidity, and aid the cedi to somewhat stand its ground against the greenback. The MPC is expected to delay any further monetary easing until inflation is observed to be on a sustainable downward trajectory. We anticipate several rate cuts in the Committee’s policy rate decisions in the year with one or two rate pauses. The next earliest rate cut is expected in Q3-24 as inflation is projected to be significantly lower by Jul-24. We aim to further diversify the portfolio across asset classes, currencies, and geographical regions to further position the Trust to meet its objective of delivering optimal long-term value.

We perceive that the risk of default on Government of Ghana securities has declined appreciably over the past fifteen months following the successful external bilateral debt-restructuring deal and domestic debt restructuring. The completion of the external commercial debt restructuring process (which is expected by the end of 2024) should support fiscal consolidation and provide further debt relief. With this in mind, we will prioritize Treasury bills and other money market securities to effectively manage liquidity while locking in the elevated yields with suitable opportunities with investment-grade sovereign debt instruments, supranational bonds, and corporate debt securities as underlying investments.



The gradual moderation of macroeconomic conditions is predicted to support the equity market's bullishness in 2024. We maintain our view of cautious optimism about the prospects for enhanced returns on the Ghana Stock Exchange buoyed by earnings growth among quality companies and renewed local investor participation while being mindful of the potential downside risks. We will continue to seek alpha in undervalued equity listings across the globe as we endeavour to align our asset allocation with that of the benchmark.

## **Conclusion**

Following the end of our first full year of operations, we want to take a moment to express our deepest gratitude for your unwavering trust and continued support. Your decision to invest with us is not taken lightly and we are truly honoured to have you as part of our financial family. Your confidence in our expertise and commitment to prudent financial management motivates us daily.

As we enter the coming year, we remain steadfast in our commitment to excellence. We remain committed to transparency, ensuring that you are well informed about our strategies and performance. Our focus remains on preserving capital, seeking growth opportunities, and managing risk effectively. Rest assured that your investments are in capable hands, guided by a long-term vision. We value your feedback and encourage you to share your thoughts, concerns, and suggestions. Your insights help us refine our strategies and enhance our services. Together, we can build a stronger financial future.

Thank you.

**Joshua Dery Kyekpo**

**Portfolio Manager**



CAL Advantage Unit Trust  
**Report Of The Trustees**  
To members of CAL Advantage Unit Trust

Guaranty Trust Bank (Ghana) Ltd  
CS466022016  
JSA, Little Road, International Area, Edje  
P.M.B. CT 641, Cantonments, Accra, Ghana  
Tel: (+233) 302 311 500, 580 666, 580 946, 580 476, 522 994, 974 773  
Toll Free: 0800 324 000  
www.gtghana.com



Guaranty Trust Bank (Ghana) Ltd  
CS466022016

**REPORT OF THE TRUSTEES  
TO THE INVESTORS OF CAL ADVANTAGE UNIT TRUST**

In our independent opinion as Trustee, the Manager has, in all material respects, managed the Fund during the period, in accordance with the Unit Trust and Mutual Funds Regulations, 2001, (L.I 1695) and the limitations imposed on the investment and borrowing powers set out in the Trust Deed.

For the year 1<sup>st</sup> January 2023 to 31<sup>st</sup> December 2023, we have held the assets for the CAL Advantage Unit Trust, including securities and income that accrue thereof, to the order of the Fund and facilitated the transfer, exchange or delivery in accordance with the instructions received from the Fund manager.

Yours faithfully,  
For: Guaranty Trust Bank (Ghana) Limited

  
Authorized Signatory

  
Authorized Signatory

# CAL Advantage Unit Trust

## Statement of Assets and Liabilities

As at December 31, 2023

<b>Assets</b>	<b>Notes</b>	<b>Market Value GH¢</b>	<b>Proportion of Net Asset (%)</b>
Cash And Cash Equivalent	9	3,896	0.1%
Financial Assets At Amortized Cost	10	743,487	16.7%
Financial Assets At FVTOCI	11	<u>3,871,109</u>	<u>87.1%</u>
<b>Total Financial Assets</b>		<b><u>4,618,493</u></b>	<b><u>103.9%</u></b>
Other Assets In Excess Of Liabilities		<u>(172,080)</u>	<u>-3.9%</u>
<b>Total Net Assets</b>		<b><u>4,446,413</u></b>	<b><u>100%</u></b>

The notes on pages 26 to 38 are an integral part of the financial statements.



**Looking for a safe, strategic retirement plan?**  
Sign up for a **CAL Advantage** account today!

**Contact Us:**

- [calassetmanagement@calbank.net](mailto:calassetmanagement@calbank.net)
- 0501678606 / 0574769204
- [www.calassetmanagement.net](http://www.calassetmanagement.net)

 @calassetmgt

Regulated by



**CalAsset**  
Management

# CAL Advantage Unit Trust

## Statement Of Financial Position

As at December 31, 2023


	Notes	2023 GHc
<b>Assets</b>		
Cash & Cash Equivalents	9	3,896
Financial Assets At Amortised Cost	10	743,488
Financial Assets At Fair Value Through OCI	11	3,871,109
<b>Total Assets</b>		<b><u>4,618,493</u></b>
<b>Liabilities</b>		
Management Fees Payable		55,305
Auditor's Remuneration		25,000
Trustee Fees Payable		9,217
Administrative Fees Payable		36,870
Other Payables	12	45,688
<b>Total Liabilities</b>		<b><u>172,080</u></b>
<b>Net Assets</b>		<b>4,446,413</b>
<b>Represented By:</b>		
Accumulated Net Investment Income		727,041
Capital Account	13	3,725,362
Revaluation Reserve	14	(5,990)
<b>Total Unitholders Fund</b>		<b><u>4,446,413</u></b>

These financial statements were approved by the board of directors of the fund manager on April 30, 2024 and signed on its behalf by:

  
Signature

James Elijah Donkoh

.....  
Name

  
Signature

Joejo Wodow-Hammond

.....  
Name

The notes on pages 26 to 38 are an integral part of the financial statements.

# CAL Advantage Unit Trust

## Income And Distribution Account

For The Year Ended December 31, 2023

	Notes	2023 GH¢
<b>Income</b>		
Interest Income	6	889,822
Dividend Income	7	14,522
<b>Total Income</b>		<b><u>904,344</u></b>
<b>Expenses</b>		
Bank Charges		4,478
Management Fees		55,305
Trustee Fees		9,217
Auditor's Remuneration		25,000
Administrative Fees		36,870
Other Expenses		46,433
<b>Total Expenses</b>		<b><u>177,303</u></b>
<b>Net Investment Income</b>	8	<b>727,041</b>
<b>Other Comprehensive Income</b>		
Net Unrealized Gain/(Loss) On Investments		(5,990)
<b>Total Comprehensive Income</b>		<b><u>721,051</u></b>

The notes on pages 26 to 38 are an integral part of the financial statements.

# CAL Advantage Unit Trust

## Statement Of Movement In Net Assets

For The Year Ended December 31, 2023

	Notes	2023 GH¢
<b>Changes In Net Assets From Operations</b>		
Net Investment Income		727,041
Unrealized Gain/(Loss) On Fair Value Changes		<u>(5,990)</u>
<b>Net Change In Net Assets From Operations</b>		<b><u>721,051</u></b>
<b>Change In Net Assets From Capital Transactions</b>		
Value Of Units Sold And Converted		4,167,935
Value Of Units Disinvested		<u>(442,573)</u>
<b>Net Change In Net Assets From Capital Transactions</b>		<b><u>3,725,362</u></b>
<b>Net Additions To Net Assets</b>		
Balance As 1 January		4,446,413
<b>Balance As December 31</b>		<b><u>4,446,413</u></b>

### Statement of movements in issued units For the year ended December 31, 2023

	2023
Number of units at 1 January	-
Number of units issued during the year	<u>3,915,386</u>
	<b><u>3,915,386</u></b>
Redemption during the year	<u>(390,608)</u>
<b>Balance at December 31</b>	<b><u>3,524,778</u></b>

The notes on pages 26 to 38 are an integral part of the financial statements.

# CAL Advantage Unit Trust

## Statement Of Changes In Equity

For The Year Ended December 31, 2023

	Capital Transactions GHc	Investment Income GHc	Revaluation Reserve GHc	Total GHc
Balance at 1 January	-	-	-	-
Net investment income	-	727,041		727,041
Unrealized gains/(loss) on investment			(5,990)	(5,990)
Units Issued	4,167,935	-		4,167,935
Units Redemption	(442,573)	-		(442,573)
<b>At December 31</b>	<b>3,725,362</b>	<b>727,041</b>	<b>(5,990)</b>	<b>4,446,413</b>

The notes on pages 26 to 38 are an integral part of the financial statements.



# CAL Advantage Unit Trust

## Statement Of Cash Flows

For The Year Ended December 31, 2023

	Notes	2023 GHc
<b>Cash Flows From Operating Activities</b>		
Total Comprehensive Income For The Year		721,051
<b>Adjustments For:</b>		
Interest Accrued		(285,036)
Changes In Fair Value Of Financial Assets		5,990
<b>Changes In:</b>		
Change In Accounts Payable		172,080
<b>Net Cash Flows From Operating Activities</b>		<u>614,085</u>
<b>Cash Flows From Investing Activities</b>		
Purchases Of Investments		(12,690,094)
Redemptions Of Investments		8,354,543
<b>Net Cash Flows Used In Investing Activities</b>		<u>(4,335,551)</u>
<b>Cash Flows From Financing Activities</b>		
Proceeds From Issuance Of Units		4,167,935
Amount Paid On Redemption Of Units		(442,573)
<b>Net Cash Flows From Financing Activities</b>		<u>3,725,362</u>
Net Increase In Cash And Cash Equivalents		3,896
Cash And Cash Equivalents At 1 January		-
<b>Cash And Cash Equivalents At December 31</b>		<u>3,896</u>

The notes on pages 26 to 38 are an integral part of the financial statements.

# CAL Advantage Unit Trust

# Notes To The Financial Statements

For The Year Ended December 31, 2023

## 1 Reporting Entity

The CAL Advantage Unit Trust is an open-ended balanced fund that seeks to systematically grow investor's wealth by investing in a combination of fixed income and equity securities. Balanced funds invest in a 'balanced' portfolio of equities, long-term debt securities, and money market instruments with the objective of providing reasonable returns with low to moderate risk.

The Unit Trust strives to achieve its objectives through investments in a diversified portfolio of bonds, treasury bills, certificates of deposits, other suitable fixed income securities, and listed and unlisted equities. The Trust's return benchmark is a proportionate weight of the fixed income (70% of the average yield on the 364-Day Treasury Bill) and the equity components of the Trust (30% of the return on the GSE Composite Index).

The investment activities of the Unit Trust are managed by CAL Asset Management Company Ltd, and the trustee services of the Unit Trust is delegated to Guarantee Trust Bank (Ghana) Limited. The entity is regulated by the Securities and Exchange Commission.

## 2 Basis Of Preparation

### 2.1 Statement Of Compliance

The financial statements have been prepared in accordance with International Financial Reporting Standards (IFRS) and Unit Trust and Mutual Funds Regulations, 2001 (L.I. 1695).

### 2.2 Basis Of Measurement

The financial statements have been prepared under the historical cost convention excepting fixed income and equity investments which are measured at fair value through other comprehensive income (FVTOCI). Other financial assets like certificates of deposits are measured at amortized cost.

### 2.3 Functional And Presentation Currency

The financial statements are presented in Ghana Cedi, which is the entity's functional currency. All amounts have been rounded to the nearest Ghana Cedi, unless otherwise indicated.

### 2.4 Use Of Estimates And Judgements

The preparation of financial statements in conformity with International Financial Reporting Standards (IFRS) requires management to make judgements, estimates and assumptions that affect the application of policies and reported amounts of assets and liabilities as well as income and expenditures.

The estimates and associated assumptions are based on historical experience and various other factors that are believed to be reasonable under the circumstances, the results of which form the basis of making the judgements about carrying values of assets and liabilities that are not readily apparent from other sources. Actual results may differ from these estimates. Estimates and underlying assumptions are reviewed on an ongoing basis. Revisions to estimates are recognized prospectively.

## 3 Changes In Accounting Policies

A number of new standards are effective from January 1, 2023, but they do not have a material effect on the entity's financial statements.

## 4 Summary Of Material Accounting Policies

The following principal accounting policies have been consistently applied during the period in the preparation of the entity's financial statements.

#### 4.1 Purchase Of Units

Applicants complete standard application forms which are sent to the office of the Manager. An electronic request will be accepted once an indemnity form has been completed by the client. Cheques are cleared first before the processing of applications by the Manager. Payments for units shall be made in Ghana Cedis; however, applicants can settle their payments with easily convertible currencies but bear the foreign exchange transaction cost.

#### 4.2 Investment Income Recognition

##### 4.2.1 Interest Income

Interest income, including interest income from non-derivative financial assets at Fair value through other comprehensive income (FVTOCI), are recognised in profit or loss, using effective interest rate method. The effective interest rate is the rate that exactly discounts the estimated future cash payments or receipts, without consideration of future credit losses, over the expected life of the financial instrument or through to the next market-based re-pricing date to the net carrying amount of the financial instrument on initial recognition. Interest received or receivable and interest paid or payable are recognised in the profit or loss as interest income or interest expense, respectively.

##### 4.2.2 Dividends

Dividend revenue is recognised on the date on which the investments are quoted ex-dividend or, where no ex-dividend date is quoted, when the right of the Trust to receive the payment is established. Dividend revenue is presented gross of any non-recoverable withholding taxes, which are disclosed separately in the statement of comprehensive income. Dividend expense relating to equity securities sold short is recognised when the shareholders' right to receive the payment is established.

##### 4.2.3 Fees and Commissions

Fees and commissions are recognised on an accrual basis. Fees and commission expenses are included in general and administrative expenses.

##### 4.2.4 Net Gains Or Loss On Financial Assets And Liabilities At FVTOCI

This item includes changes in the fair value of financial assets and liabilities designated upon recognition as at fair value through profit or loss and excludes interest and dividend income and expenses. Unrealised gains and losses comprise changes in the fair value of financial instruments for the period and from reversal of prior period's unrealised gains and losses for financial instruments which were realised in the reporting period. Realised gains and losses on disposals of financial instruments classified as at fair value through other comprehensive income are calculated using the average cost method.

#### 4.3 Taxation

Under the current legislation, unit trusts are not subject to taxes on income or capital gains or to any taxes on income distributions.

#### 4.4 Foreign Currencies

In preparing the financial statements of the Trust, transactions in currencies other than the Trust's functional currency are recognised at the rates of exchange prevailing at the dates of the transactions. At the end of each reporting period, monetary items denominated in foreign currencies are retranslated at the rates prevailing at that date. Exchange differences on monetary items are recognised in profit or loss in the period in which they arise.

#### 4.5 Financial Assets And Liabilities

All financial assets and financial liabilities have been recognised in the statement of financial position and measured in accordance with their classification.

##### 4.5.1 Initial Recognition and Measurement

The Trust initially recognises financial assets and liabilities when it becomes a party to the contractual provisions of the instrument. At initial recognition a financial instrument is measured at fair value including transaction costs unless the financial instrument is carried at FVTPL or FVTOCI, in which case the transaction costs are immediately recognized in profit or loss. Fair value is determined in accordance with IFRS 13 Fair Value Measurement.

##### 4.5.2 Classification And Measurement Of Financial Assets And Liabilities

On initial recognition, a financial asset is classified and measured at amortised cost, FVOCI or FVTPL.

A financial asset is measured at amortised cost if it meets both of the following conditions and is not designated as at FVTPL:

1. It is held in business model whose objective is to hold assets to collect contractual cash flows; and its contractual terms give rise on specified dates to cash flows that are solely payments of principal and interest (SPPI) on the principal amount outstanding.
2. On initial recognition of an equity investment that is not held for trading, the Trust may irrevocably elect to present subsequent changes in fair value in OCI. This selection is made on an investment-by-investment basis. All other financial assets not classified as described above are measured at FVTPL. This includes all listed equity securities and collective investment schemes. On initial recognition, the Trust may irrevocably designate a financial asset that otherwise meets the requirements to be measured at amortised cost or at FVOCI as at FVTPL if doing so eliminates or significantly reduces an accounting mismatch that would otherwise arise.

**Business Model Assessment**

In making an assessment of the objective of the business model in which a financial asset is held, the Trust considers all of the relevant information about how the business is managed, including:

1. The documented investment strategy and the execution of this strategy in practice. This includes whether the investment strategy focuses on earning contractual interest income, maintaining a particular interest rate profile, matching the duration of the financial assets to the duration of any related liabilities or expected cash outflows or realising cash flows through the sale of the assets;
2. How the performance of the portfolio is evaluated and reported to the Trust's management;
3. The risks that affect the performance of the business model (and the financial assets held within that business model) and how those risks are managed;
4. How the investment manager is compensated: e.g., whether compensation is based on the fair value of the assets managed or the contractual cash flows collected; and
5. The frequency, volume, and timing of sales of financial assets in prior periods, the reasons for such sales and expectations about future sales activity.





# CAL Advantage Unit Trust

# Notes To The Financial Statements

For The Year Ended December 31 2023

Transfers of financial assets to third parties in transactions that do not qualify for derecognition are not considered sales for this purpose, consistent with the Company's continuing recognition of the assets.

The Fund has determined that it has three business models:

1. Held-to-collect business model: this includes cash and cash equivalents. These financial assets are held to collect contractual cash flow.
2. Hold to collect and sell: this includes debt securities and derivatives. These financial assets are managed, and their performance is evaluated, on a fair value basis, with frequent sales taking place.
3. Other business model: this includes equities which are held with the objective of realizing cash flow through sale. In relation to this category, of financial assets the fund has made an election to designate these assets at FVTOCI in line with regulatory directives.

For the purposes of this assessment, 'principal' is defined as the fair value of the financial asset on initial recognition. 'Interest' is defined as consideration for the time value of money and for the credit risk associated with the principal amount outstanding during a particular period of time and for other basic lending risks and costs (e.g., liquidity risk and administrative costs), as well as a profit margin.

### Assessment Whether Contractual Cash Flow is SSPI.

In assessing whether the contractual cash flows are SPPI, the Fund considers the contractual terms of the instrument. This includes assessing whether the financial asset contains a contractual term that could change the timing or amount of contractual cash flows such that it would not meet this condition. In making this assessment, the Fund considers:

1. contingent events that would change the amount or timing of cash flows;
2. leverage features;
3. prepayment and extension features;
4. terms that limit the Fund's claim to cash flows from specified assets (e.g., non-recourse features); and features that modify consideration of the time value of money (e.g., periodical reset of interest rates).

### Reclassifications

Financial assets are not reclassified after their initial recognition unless the Fund were to change its business model for managing financial assets, in which case all affected financial assets would be reclassified on the first day of first reporting period following the change in business model.

The Fund classified financial assets into the following categories financial assets at FVTPL:

1. Held for trading: derivative financial instruments.
2. Designated as at FVTOCI: debt securities and equities.
3. Financial assets at amortised cost: cash and cash equivalents and fixed deposits.

A financial asset was classified as held-for-trading if:

it was acquired or incurred principally for the purpose of selling or repurchasing it in the near term; on initial recognition, it was part of a portfolio that was managed together and for which there was evidence of a recent pattern of short-term profit taking; or

1. It was a derivative, other than a designated and effective hedging instrument.

The Fund designated all debt investments as at FVTOCI on initial recognition because it managed these securities on a fair value basis in accordance with its documented investment strategy. Internal reporting and performance measurement of these securities were on a fair value basis. A non-derivative financial asset with fixed or determinable payments could be classified as at amortised cost unless it was quoted in an active market or was an asset for which the holder may not recover substantially all of its initial investment, other than because of credit deterioration.

### **Financial Liabilities – Classification, Subsequent Measurement And Gains And Losses**

Financial liabilities are classified as measured at amortised cost or FVTPL. A financial liability is classified as at FVTPL if it is classified as held-for-trading, it is a derivative or it is designated as such on initial recognition.

Financial liabilities at FVTPL are measured at fair value and net gains and losses, including any interest expense, are recognised in profit or loss.

Other financial liabilities are subsequently measured at amortised cost using the effective interest method. Interest expense and foreign exchange gains and losses are recognised in profit or loss. Any gain or loss on derecognition is also recognised in profit or loss.

Financial liabilities at FVTPL:

1. Held for trading: securities sold short and derivative financial instruments.
2. Financial liabilities at amortised cost: This relates to all other liabilities that are not designated at fair value through profit or loss.

### **4.5.3 Fair Value Measurement**

Fair value is the price that would be received to sell an asset or paid to transfer a liability in an orderly transaction between market participants at the measurement date in the principal or, in its absence, the most advantageous market to which the Fund has access at the date. The fair value of a liability reflects its non-performance risk.

When available, the Fund measures the fair value of an instrument using the quoted price in an active market for that instrument. A market is regarded as active if transactions for the asset or liability take place with sufficient frequency and volume to provide pricing information on an ongoing basis. The Fund measures instruments quoted in an active market at a mid-price because this price provides a reasonable approximation of the exit price.

If there is no quoted price in an active market, then the Fund uses valuation techniques that maximize the use of relevant observable inputs and minimise the use of unobservable inputs. The chosen valuation technique incorporates all the factors that market participants would consider in pricing a transaction.

Fair values are categorised into different levels in a fair value hierarchy based on the inputs used in the valuation techniques as follows:

**Level 1** Quoted prices (adjusted) in active markets for identical assets or liabilities. This level includes listed equity securities.

**Level 2** Inputs other than quoted prices included within level 1 that are observable for the asset or liability, either directly (as prices) or indirectly (derived from prices).

**Level 3** Inputs for the asset or liability that are not based on observable market data (unobservable inputs). This level includes equity investments and debt instruments with significant unobservable components.

The Fund recognises transfers between levels of the fair value hierarchy as at the end of the reporting period during which the change has occurred.

### **Valuation Techniques**

Valuation techniques include net present value and discounted cash flow models, comparison with similar instruments for which market observable prices exist and other valuation models. Assumptions and inputs used in valuation techniques include risk free and benchmark interest rates and other premiums used in estimating discount rates.

The objective of valuation techniques is to arrive at a fair value measurement that reflects the price that would be received to sell the asset or paid to transfer the liability in an orderly transaction between market participants at the measurement date.

The Fund uses widely recognised valuation models for determining the fair value of common and more simple financial instruments that use only observable market data and require little management judgement and estimation.

Availability of observable market prices and model inputs reduces the need for management judgement and estimation and also reduces the uncertainty associated with determining fair values. Availability of observable market prices and inputs varies depending on the products and markets and is prone to changes based on specific events and general conditions in the financial markets.

### **4.5.4 Amortised Cost Measurement**

The amortised cost of a financial asset or financial liability is the amount at which the financial asset or financial liability is measured on initial recognition minus the principal repayments, plus or minus the cumulative amortisation using the effective interest method of any difference between that initial amount and the maturity amount and, for financial assets, adjusted for any loss allowance.

#### 4.5.5 Impairment Of Financial Assets

The Fund recognises loss allowance for Expected Credit Losses (ECLs) on financial assets measured at amortised cost. The Fund measures loss allowance at amounts equal to lifetime ECLs, except for the following, which are measured at 12month ECLs:

- financial assets that are determined to have low credit risk at the reporting date; and
- other financial assets for which credit risk (i.e. the risk of default occurring over the expected life of the asset) has not increased significantly since initial recognition.

When determining whether the credit risk of a financial asset has increased significantly since initial recognition and when estimating ECLs, the Fund considers reasonable and supportable information that is relevant and information that is relevant and available without undue cost or effort.

This includes both quantitative and qualitative information and analysis, based on the Fund's historical experience and informed credit assessment and including forward looking information.

The Fund assumes that the credit risk on a financial asset has increased significantly if it is more than 30 days past due. The Fund considers a financial asset to be in default when:

- the borrower is unlikely to pay its credit obligations to the Company in full, without recourse by the Company to actions such as realising security (if any is held); or
- the financial asset is more than 90 days past due.

The Fund considers a financial asset to have low credit risk when the credit rating of the counterparty is equivalent to the globally understood definition of 'investment grade'.

Lifetime ECLs are the ECLs that result from all possible default events over the expected life of a financial instrument. 12-month ECLs are the portion of ECLs that result from default events that are possible within the 12 months after the reporting date (or a shorter period if the expected life of the instrument is less than 12 months). The maximum period considered when estimating ECLs is the maximum contractual period over which the Company is exposed to the credit risk.

#### Measurement of ECLs

ECLs are probability weighted estimates of credit losses. Credit losses are measured as the present value of all cash shortfalls (i.e. the difference between the cash flows due to the entity in accordance with the contract and the cash flows that the Fund expects to receive). ECLs are discounted at the effective interest rate of the financial assets.

#### Credit Impaired Financial Assets

At each reporting date, the Fund assesses whether financial assets carried at amortised cost are credit impaired. A financial asset is 'credit impaired' when one or more events that have a detrimental impact on the estimated future cash flows of the financial asset have occurred. Financial assets not classified at FVTOCI or FVTPL were assessed at each reporting date to determine whether there was objective evidence of impairment. A financial asset or a group of financial assets was 'impaired' if there was objective evidence of impairment as a result of one or more events that occurred after the initial recognition of the asset(s) and that loss event(s) had an impact on the estimated future cash flows of that asset(s) that could be estimated reliably.

Evidence that a financial asset is credit impaired includes the following observable data:

1. significant financial difficulty of the borrower or issuer;
2. a breach of contract such as a default or being more than 90 days past due; or
3. it is probable that the borrower will enter bankruptcy or other financial reorganisation.
4. disappearance of an active market for a security or adverse changes in the payment status of the borrower.

An impairment loss in respect of a financial asset measured at amortised cost is calculated as the difference between its carrying amount and the present value of the estimated future cash flows discounted at the asset's original effective interest rate. Losses are recognised in profit or loss and reflected in an allowance account against receivables. Interest on the impaired asset continued to be recognised. If an event occurring after the impairment was recognised caused the amount of impairment loss to decrease, then the decrease in impairment loss was reversed through profit or loss.

#### Accounting policy for restructured financial assets

If the terms of a financial asset are renegotiated or modified or an existing financial asset is replaced with a new one due to financial difficulties of the borrower, then an assessment is made of whether the financial asset should be derecognised and ECL are measured as follows:

- If the expected restructuring will not result in derecognition of the existing asset, then the expected cash flows arising from the modified financial asset are included in calculating the cash shortfalls from the existing asset.
- If the expected restructuring will result in derecognition of the existing asset, then the expected fair value of the new asset is treated as the final cash flow from the existing financial asset at the time of its derecognition. This amount is included in calculating the cash shortfalls from the existing financial asset that are discounted from the expected date of derecognition



to the reporting date using the original effective interest rate of the existing financial asset.

## Presentation Of Allowance For ECLs In The Statement Of Financial Position

Loss allowance for financial assets measured at amortised cost are deducted from the gross carrying amount of the assets.

### Write-off

The gross carrying amount of a financial asset is written off when the fund has no reasonable expectations of recovering a financial asset in its entirety or a portion thereof.

### 4.5.6 Derecognition Of Financial Assets And Liabilities

The Fund derecognises a financial asset when the contractual rights to the cash flows from the asset expire, or it transfers the rights to receive the contractual cash flows in a transaction in which substantially all of the risks and rewards of ownership of the financial asset are transferred or in which the Fund neither transfers nor retains substantially all of the risks and rewards of ownership and does not retain control of the financial asset.

On derecognition of a financial asset, the difference between the carrying amount of the asset (or the carrying amount allocated to the portion of the asset that is derecognised and the consideration received (including any new asset obtained less any new liability assumed) is recognised in profit or loss. Any interest in such transferred financial assets that is created or retained by the Fund is recognised as a separate asset or liability. The Fund enters into transactions whereby it transfers assets recognised on its statement of financial position but retains either all or substantially all of the risks and rewards of the transferred assets or a portion of them. If all or substantially all of the risks and rewards are retained, then the transferred assets are not derecognized.

The Fund derecognises a financial liability when its contractual obligations are discharged or cancelled, or expire. On derecognition of a financial liability, the difference between the carrying amount extinguished and the consideration paid (including any non-cash assets transferred or liabilities assumed) is recognised in profit or loss.

### 4.5.7 Off Setting

Financial assets and liabilities are set off and the net amount presented in the statement of financial position when, and only when, the Unit Trust has a legal right to set off the amounts and intends either to settle on a net basis or to realise the asset and settle the liability simultaneously. Income and expenses are presented on a net basis when permitted by the accounting standards, or for gains and losses arising from a group of similar transactions.

### 4.6 Cash And Cash Equivalents

Cash and cash equivalents include cash on hand, demand deposits and other short-term highly liquid investments with original maturities of three months or less from the date of acquisition that are subject to an insignificant risk of changes in their value and are used by the Fund in the management of short-term commitment, other than cash collateral provided in respect of derivatives and security borrowing transactions. Bank overdrafts, if any, are shown within borrowings in current liabilities on the statement of financial position. The fair values of cash and cash equivalents approximate their carrying amounts.

### 4.7 Distributions

All income arising from receipts of investment income is distributed to unit holders after provision for expenses. The unit holders have an option of redeeming their investments after giving appropriate notice to the Manager. Unredeemed distributions are re-invested to form part of the unit holder's capital balance.

### 4.8 Events After The Reporting Date

Events subsequent to the reporting period date are reflected in the financial statements only to the extent that they relate to the year under consideration and the effect is material.

### 4.9 Adoption Of New And Revised Standards

#### New And Amended IFRS Accounting Standards That Are Effective For The Current Year

In the current year, the fund has applied a number of amendments to IFRS Accounting Standards issued by the International Accounting Standards Board (IASB) that are mandatorily effective for an accounting period that begins on or after January 1, 2023. Their adoption has not had any material impact on the disclosures or on the amounts reported in these financial statements.

- Amendments to IAS 1 – The amendments change the requirements in IAS 1 regarding disclosure of accounting policies. The amendments replace all instances of the term 'significant accounting policies' with 'material accounting policy information'. Accounting policy information is material if, when considered together with other information included in an entity's financial statements, it can reasonably be expected to influence decisions that the primary users of general-purpose financial statements make based on those financial statements.
- Amendments to IAS 12 – The amendments introduce a further exception from the initial recognition exemption. Under the amendments, an entity does not apply the initial recognition exemption for transactions that give rise to equal taxable and deductible temporary differences. Following the amendments, an entity is also required to recognise the related deferred tax asset and liability, with the recognition of any deferred tax asset being subject to the recoverability criteria in IAS 12.
- The IASB amends the scope of IAS 12 to clarify that the Standard applies to income taxes arising from tax law enacted or substantively enacted to implement the Pillar Two model rules published by the OECD, including tax law that implements

qualified domestic minimum top-up taxes described in those rules. The amendments introduce a temporary exception to the accounting requirements for deferred taxes in IAS 12, so that an entity would neither recognise nor disclose information about deferred tax assets and liabilities related to Pillar Two income taxes.

Following the amendments, the Fund is required to disclose that it has applied the exception and to disclose separately its current tax expense (income) related to Pillar Two income taxes.

- Amendments to IAS 8 – The amendments replace the definition of a change in accounting estimates with a definition of accounting estimates. Under the new definition, accounting estimates are “monetary amounts in financial statements that are subject to measurement uncertainty”. The definition of a change in accounting estimates was deleted.

### **New and Revised IFRS Accounting Standards In Issue But Not Yet Effective**

At the date of authorisation of these financial statements, the Fund has not applied the following new and revised IFRS Accounting Standards that have been issued but are not yet effective and have not yet been adopted by the Fund.

Amendments to IFRS 10 and IAS 28	Sale or Contribution of Assets between an Investor and its Associate or Joint Venture
Amendments to IAS 1	Classification of Liabilities as Current or Non-current
Amendments to IAS 1	Non-current Liabilities with Covenants
Amendments to IAS 7 and IFRS 7	Supplier Finance Arrangements
Amendments to IFRS 16	Lease Liability in a Sale and Leaseback

The directors do not expect that the adoption of the Standards listed above will have a material impact on the financial statements of the Fund in future periods.

## **5 Risk Management Objectives And Policies**

The Fund generates revenues for unit holders by investing in various income-generating activities which involve trading in government securities, fixed deposits, and other corporate debt securities as well as equities.

These activities expose the Fund to a variety of financial risks, including credit risk, liquidity risk and interest rate risk. The Fund’s overall risk management program focuses on achieving a balance between risk and reward. It seeks to minimise potential adverse effects of volatility in financial markets on its financial performance.

The Board of Directors of CAL Asset Management Ltd has overall responsibility for the establishment and oversight of the Unit Trust’s risk management framework and they are assisted by the Investment and risk management committee of the Board as well as the compliance unit of the company. The Internal Control and Audit department of the parent company, CalBank PLC, regularly reviews the Fund’s risk management policies and systems to reflect changes in markets, products and services offered. The risk management policies are established to identify and analyse the risks faced by the Unit Trust, to set appropriate risk limits and controls, and to monitor risks and adherence to limits. The fund manager, through its training and management standards and procedures, aims to develop a disciplined and constructive control environment, in which all employees understand their roles and obligations.

The Fund’s primary defence against risks of losses is its Trust deed, SEC approved manuals, policies, procedures, systems, and internal controls. In addition, internal control mechanisms ensure that appropriate action is taken when identified risk pass acceptable levels, as approved by the Board of Directors of the fund manager and regulators. Internal control, from time to time, reviews and assesses the adequacy of procedures and controls on regular basis.

The risks arising from financial instruments to which the Unit Trust is exposed are financial risks, which include market risk, credit risk and liquidity risk.

### **5.1 Market Risk**

Market risk is the risk that changes in market prices, such as interest rates and equity prices will affect the Fund’s income or the value of its holdings of financial instruments. The objective of market risk management is to manage and control market risk exposures within acceptable parameters, while optimizing returns.

The following table sets out the allocation of assets subject to market risk between trading and nontrading portfolios.

## Market risk measure

December 31, 2023	Note Carrying amount GHC	Trading portfolio GHC	Non-trading portfolio GHC
<b>Assets subject to market risk</b>			
Cash and cash equivalents	3,896	-	3,896
Fixed term investments	4,406,355	3,662,868	743,487
Equity investments	208,242	208,242	
<b>Assets subject to market risk</b>	<b>4,618,493</b>	<b>3,871,110</b>	<b>747,383</b>

**5.2.1 Risk identification**

The Fund identifies market risks through monitoring of statement of comprehensive income balances and trading positions. In addition, the Fund also monitors market risk factors that affect the value of trading and non-trading positions as well as income streams of non-trading portfolios.

**5.2.2 Interest rate risk**

Interest rate risk is the exposure of current and future earnings and capital to adverse changes in the level of interest rates. Exposure to interest rate risk can result from a variety of factors, including:

Differences between the timing of market interest rate changes and the timing of cash flows (repricing risk);

Changes in the shape of market interest rate curves producing different effects on yields on similar instruments with different maturities (yield curve risk); and

Changes in the level of market interest rates producing different effects on rates received or paid on instruments with similar repricing characteristics (basis risk).

The Fund is subject to significant amounts of risk due to fluctuations in the prevailing levels of market interest rates. No limits are placed on the ratio of variable rate financial instruments to fixed rate financial instruments.

Fixed interest rate financial instruments expose the Fund to fair value interest rate risk. Variable interest rate financial instruments expose the Fund to cash flow interest rate risk. The Fund's fixed interest rate financial instruments are government securities and fixed deposits with financial institutions.

**5.2.3 Liquidity Risk**

Liquidity risk is the risk that the Fund either does not have sufficient financial resources available to meet all its obligations and commitments as they fall due or can access them only at excessive cost. The Fund is also exposed to daily cash redemptions of units. It therefore invests in a portfolio of government securities, fixed deposits, and other corporate debt securities. The Fund's approach to managing liquidity is to ensure, as far as possible, that it will have sufficient liquidity to meet its liabilities when they are due, under both normal and stressed conditions, without incurring unacceptable losses or risking the damage to the fund's reputation.

The Fund maintains information regarding the liquidity profile of its financial assets and liabilities and details of other projected cash flows arising from projected future business. The Fund maintains the level of cash and cash equivalents and other highly marketable debt investments at an amount in excess of expected cash outflow on financial liabilities and daily redemption requests. The Fund also monitors the level of expected cash inflows on accounts and other receivables together with expected cash outflows on accounts and other payables.

**5.2.4 Non-Derivative Financial Liabilities And Assets Held For Managing Liquidity Risk**

The table below presents the remaining contractual maturities of the Fund's financial liabilities and financial assets held for managing liquidity risk. The amounts disclosed in the table are the contractual undiscounted cash flows.

<b>2023</b>	<b>Up to 1 month GHc</b>	<b>1 – 12 months GHc</b>	<b>1 – 5 years GHc</b>	<b>Total GHc</b>
Financial Liabilities				
Accounts payable	-	172,080	-	172,080
<b>Total financial liabilities</b>	<b>-</b>	<b>172,080</b>	<b>-</b>	<b>172,080</b>
Financial assets				
Cash and cash equivalents	3,896	-	-	3,896
Investments	-	3,800,145	606,210	4,406,355
Accounts receivables	-	-	-	-
<b>Total financial assets</b>	<b>3,896</b>	<b>3,800,145</b>	<b>606,210</b>	<b>4,410,251</b>
<b>Liquidity gap</b>	<b>3,896</b>	<b>3,628,065</b>	<b>606,210</b>	<b>4,238,172</b>

### 5.2.5 Credit Risk

The Fund takes on exposure to credit risk, which is the risk that counterparty will be unable to pay amounts in full when due. Credit risk arises from cash equivalents and fixed deposits held in banks, interest bearing investments with Government of Ghana, commercial paper, and corporate bonds with various entities.

The Fund's maximum exposure to credit risk in each of the above categories of assets as of December 31 is illustrated below:

	<b>2023 GHc</b>
Assets	
Financial assets at FVTOCI	3,662,868
Financial assets at amortised cost	743,487
Cash at bank	3,896
<b>Total financial assets</b>	<b>4,410,251</b>

### 5.3 Operational Risks

Operational risk is the risk of direct or indirect loss arising from a wide variety of causes associated with the Fund's processes, personnel, technology, and infrastructure, and from external factors other than credit, market, and liquidity risks such as those arising from legal and regulatory requirements and generally accepted standards of corporate behaviour.

The Fund's objective is to manage operational risk to balance the avoidance of financial losses and damage to the Fund's reputation with overall cost effectiveness and to avoid control procedures that restrict initiative and creativity.

The primary responsibility for the development and implementation of controls to address operational risk is assigned to senior management of the fund manager. This responsibility is supported by the development of overall standards for the management of operational risk in the following areas:

1. Requirements for appropriate segregation of duties, including the independent authorisation of transactions
2. Requirements for the reconciliation and monitoring of transactions
3. Compliance with regulatory and other legal requirements
4. Documentation of controls and procedures
5. Requirements for the periodic assessment of operational risks faced, and the adequacy of controls and procedures to address the risks identified
6. Requirements for the reporting of operational losses and proposed remedial action
7. Development of contingency plans
8. Training and professional development
9. Ethical and business standards
10. Risk mitigation, including insurance where this is effective

**6. Interest income**

	<b>2023</b>
	<b>GH¢</b>
Interest on investments	885,777
Interest on call accounts	4,045
	<u>889,822</u>

**7. Dividend income**

	<b>2023</b>
	<b>GH¢</b>
Total Energies	4,621
MTN (Ghana)	9,901
	<u>14,522</u>

**8. Unrealized gain/(loss) on investment**

	<b>2023</b>
	<b>GH¢</b>
Unrealized gain on Equity Investments	12,114
Unrealized loss on Treasury Bills	(11,126)
Unrealized loss on Corporate Bonds	(6,955)
Unrealized loss on LGSE	(23)
	<u>(5,990)</u>

**9. Cash and cash equivalents**

	<b>2023</b>
	<b>GH¢</b>
Cash at Bank	<u>3,896</u>
	<u>3,896</u>

**10. Financial assets at amortised cost**

	<b>2023</b>
	<b>GH¢</b>
Fixed deposits	<u>743,487</u>
	<u>743,487</u>

**11. Financial assets at fair value through OCI**

	<b>2023</b>
	<b>GH¢</b>
Treasury bills	3,042,693
Local Government and Statutory Agencies	279,320
Corporate Bonds	340,855
Equity Investments	<u>208,242</u>
Total	<u>3,871,109</u>

**12. Other payables**

	<b>2023</b>
	<b>GH¢</b>
Adverts and publicity	<u>45,688</u>
	<u>45,688</u>

**13. Capital**

	<b>2023</b>
	<b>GHc</b>
At January 1	-
Contribution	4,167,935
Redemption	(442,573)
	<u>3,725,362</u>

**14. Revaluation reserves**

	<b>2023</b>
	<b>GHc</b>
At January 1	-
Gains/(Loss) during the period	(5,990)
At 31 December	<u>(5,990)</u>

**15. Related party transactions**

Key related parties to the fund are CAL Asset Management Company Ltd (Fund Manager), Guaranty Trust Bank Ghana LTD (Trustee) and CalBank PLC (Parent company of the fund manager).

**(a) Purchases of units by related parties**

The Securities and Exchange Commission requires the Manager of the Fund to guarantee and hold the initial minimum subscription of 5% of the Scheme. The related party investment in units of the Fund amounted to GHc31,404.

**(b) Investments in related parties**

The Fund invested GHc68,347 in securities issued by Guaranty Trust Bank Ghana LTD at the end of the year.

**(c) Service Fees**

Service Fees to Related Parties were as follows:

	<b>2023</b>
	<b>GHc</b>
Fund management fees	(55,305)
Trustee fees	(9,217)
<b>Total</b>	<u>(64,522)</u>

**(d) Balance due to related parties**

Service Fees to Related Parties were as follows:

	<b>2023</b>
	<b>GHc</b>
Fees payable to Cal Asset Management Company Ltd	55,305
Fees payable to Guaranty Trust Bank Ghana Ltd	9,217
<b>Total</b>	<u>64,522</u>

**16. Bid Price of Units**

The Bid Price of Units on the accounting date ended December 31, 2023 was GHS 1.2615.

**17. Numbers Of Unitholders**

The number of unitholders on the accounting date ended December 31, 2023 was GHS 192.

**18. Contingent Liabilities**

There were no contingent liabilities as of the reporting date, December 31, 2023.

**19. Subsequent Events**

No event has occurred since the end of the reporting period that would have had a material effect on the financial statement or required disclosures.

**PROXY FORM**

I/We.....of.....being a Unit Holder(s) of CAL ADVANTAGE UNIT TRUST (the "Unit Trust") hereby appoint.....of..... as my/our proxy to attend on my/our behalf, the 1st Annual General Meeting of the Trust, to be held via Zoom on Wednesday July 31, 2024 at 11:30 am for the following purposes and to vote on my/our behalf on matters as directed below:

I/We direct that my/ our votes(s) be cast on the specified resolution as indicated by an 'X' in the appropriate space.

<b>Resolutions</b>	<b>For</b>	<b>Against</b>	<b>Abstain</b>
1. To receive the Report of the Fund Manager for the Year ended December 31, 2023			
2. To receive and adopt the Audited Financial Statements together with the reports of the Trustees and Auditors for the year ended December 31, 2023;			
3. To authorize the Fund Manager to fix the remuneration of the Auditor for the year ending December 31, 2024.			
4. To amend the Scheme Particulars to enable the Fund Manager to invest up to 60% of the Assets Under Management in Offshore investments including Sovereign Debt Securities, Supranational Debt Securities, Money Market Securities, and Collective Investment Schemes.			
5. To change the name of the Unit Trust from CAL Advantage Unit Trust to CAL Advantage Balanced Unit Trust.			

Unit Holder's Signature: .....Date.....2024

**Notes**

1. A proxy need not be a Unit Holder of the Unit Trust.
2. Unless otherwise instructed, the proxy will vote as he sees fit.
3. To be valid, this form must be signed and sent via email to gh.trustee@gtbank.com not later than July 29, 2024.
4. In the case of joint holders, the signature of only one of the joint holders is required.
5. In the case of a body corporate, the form must be under seal or under the hand of a duly authorized officer.
6. The completion of and return of a proxy form does not prevent a Unit Holder from attending the meeting and voting thereat.

## Contact Us:

- [calassetmanagement@calbank.net](mailto:calassetmanagement@calbank.net)
- 0501678606 /0574769204
- [www.calassetmanagement.net](http://www.calassetmanagement.net)

     @calassetmgt